Rural City of Wangaratta

Asset Plan
2025 - 2035

Welcome to the Asset Plan

As the Rural City of Wangaratta continues to develop and grow, so do our goals and priorities for our municipality.

I welcome you to the second iteration of the Rural City of Wangaratta Asset Plan, 2025-2035. This Asset Plan is an acknowledgement that decisions around assets are not made for the sake of assets alone, they are made in the pursuit of the delivery of the Community Vision and the Council Plan.

This document is a key component of our Integrated Strategic Planning and Reporting Framework (ISPRF), which also includes our Community Vision, Council Plan, Financial Plan, Revenue and Rating Plan and Workforce Plan. I encourage you to read on to learn how our strategic asset management direction supports our decision making around our service delivery through the provision of well maintained, affordable and sustainable infrastructure.

1. INTRODUCTION

1.1. PURPOSE OF THE ASSET PLAN

The purpose of this Asset Plan is to define, document and present a framework of asset management best practice for the Rural City of Wangaratta that guides decision making, in an informed and financially responsible way. The objectives of the plan are to ensure outcomes for managing Council assets are achieved that balance the interests, needs, and demands of all citizens, business operators and visitors of and to the Rural City of Wangaratta both present and future.
By engaging the community on how Council proposes to manage these assets, we aim to build a mutual understanding of the best use of Council assets with the best interests of the community considered, while providing information on the financial constraints upon Council in managing those assets.

1.2. ASSETS AND THE INTEGRATED PLANNING FRAMEWORK

The introduction of the Asset Management Accountability Framework in Victoria and Local Government Act (Planning and Reporting) Regulations 2020 have brought about the most significant raft of reforms in 30 years. This has driven key changes in our strategic planning and reporting arrangements. The Act requires councils to show clear linkages between community aspirations and long-term finance and asset management plans. It also requires services and asset planning to be integrated and for all planning to be undertaken based on deliberative community engagement.

The recent Act amendments introduced:

- long-term planning horizons (10+ years) impacting the community vision, finance and asset plans
- medium-term planning horizons (4+ years) for the council plan, workforce plan, and revenue and rating plan and
- short-term planning horizons for budgeting, with accountability via annual reporting.

Section 92 of the Local Government Act (the Asset Plan) sets out a number of requirements councils must meet regarding management of their assets and infrastructure. The Act states that councils must develop, adopt and keep in force an Asset Plan that:

- covers a planning horizon of at least the next 10 financial years

DRAFT

- includes information about maintenance, renewal, acquisition, expansion, upgrade, disposal and decommissioning in relation to each class of infrastructure asset under the control of the council
- addresses any other matters (relevant to the asset class) prescribed by the regulations
- is developed or reviewed in accordance with the deliberative engagement practices section of the council's community engagement policy.

This document forms the City's 10-year Asset Plan. The Asset Plan provides a summary of the 10-year capital works plans drawn from the individual asset class asset management plans, along with the sustainability ratios and state of the City's overall asset health. We recognise that the Asset Plan, underpinned by levels of service, will inform the long-term financial plan.

1.3. STRATEGIC CONTECT

Regulatory Framework

The Asset Plan is an integral part of the legislated Integrated Strategic Planning and Reporting Framework introduced with the Local Government Act 2020. Council must report on their Asset Management Plan within this Framework, via mechanisms such as Know Your Council and the Annual Report. The Asset Management Plan must align with and demonstrate its links to Councils long-term planning documents, the community Vision and Financial plan. Figure 1 demonstrates how the Asset Plan fits into this framework.

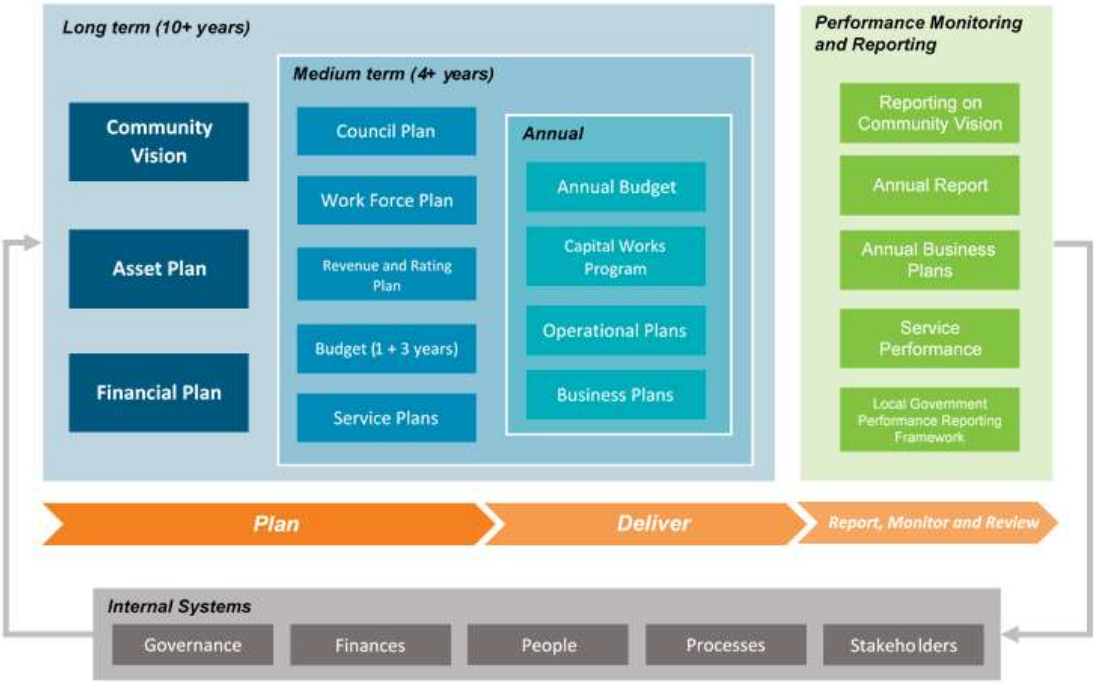

Figure 1: Integrated Strategic Planning and Reporting Framework

2. SCOPE OF THIS PLAN

This Asset Plan is concerned with tangible, non-financial assets, either owned or financially controlled by Rural City of Wangaratta. The assets included in this Asset Plan are identified in the table below.

Asset Group (Portfolio)	Asset Category	Quantum of Assets
Transport	Sealed Roads (inc. Kerb & Car Parks)	713 km
	Unsealed Roads	1180 km
	Bridges & Major Culverts	409 (Count)
	Pathways	301 km
Stormwater	Stormwater Pipes	226 km
	Stormwater Pits, End Structures	6427 (count)
	Gross Pollutant Traps	9 (count)
	Flood Mitigation (Pumps, levees)	46
	Water Sensitive Urban Design	87
Buildings	Buildings (inc. Aquatic Facilities) & Structures	150 (count)
Open Space	Playgrounds (inc. Skate Parks and Pump Tracks)	43 (count)
	Sports Grounds and Playing Courts	96

2.1. ASSET MANAGEMENT BEST PRACTICE

Local government organisations follow recognised and standard asset management best practice methodologies. There are three standards that set benchmarks and define best practice:

- ISO55000:2014 An international standard that provides and overview of principles, terminology, and definitions.
- International Infrastructure Management Manual (IIMM) that provides guidance and methodologies on how to implement ISO55000.
- National Asset Management Assessment Framework (NAMAF) an Australian framework used to measure local government asset management capability and maturity defined by ISO55000

DRAFT

These standards and best practice methodologies are referred to throughout this Plan, they guide Council's approach to implementing sound asset management principles.

Lifecycle Management

Assets must be managed from beginning to the end of their useful life, whether that be renewal or disposal.

Assets incur costs at each stage of their life. From planning and constructing new assets, to operating and maintaining, renewing, or upgrading to extend or restore their useful life, and eventual disposal if Council no longer wish to provide the service given by the asset (e.g., a Road Closure, Land or Building Sale). The costs of managing these assets must be recognised financially by Council and are reflected on the annual balance sheet of the organisation. All asset management costs are reported annually in the Council Annual Report. Effectively managing these long-term costs over the life of an asset, to ensure the asset provides the most cost efficient and beneficial service, is known as lifecycle management, as seen in Figure 4.

Figure 2 - Asset Lifecycle Activities (IPWEA IIMM 2015. Fig 1.3.2)

Application of good lifecycle management practices by Council will support cost-effective decision-making over the entire asset portfolio.

Key elements for achieving effective asset management require:

- Adopting a life-cycle approach
- Developing cost-effective management strategies for the long term
- Providing defined and agreed levels of service
- Monitoring performance
- Understanding and meeting the impact of changing service needs
- Managing the risk associated with asset failures
- Sustainability of physical resources
- Continually improving asset management processes and practices within the defined asset system framework

Lifecycle Principle	Our Strategic Intent
Optimising Asset Life	Effective and timely ***Operation*** and ***Maintenance*** of assets will ensure we optimise assets to reach their full useful life potential. We will continue to apply our current approaches of reactive, preventative, and run to failure (breakdown) maintenance regimes. We recognise the need to continue to invest in procedures and technologies that will advance our predictive maintenance capabilities (advanced renewal planning) and risk-based maintenance for critical assets.
Replacement of ageing Infrastructure	We will progressively replace assets as they reach the end of their useful life. While we acknowledge the rate of asset renewal for each portfolio should ensure the overall condition of assets within the portfolio is maintained at minimum service levels that reflect the criticality, demand drivers and age profiles, we recognise budgetary constraints in the LTFP will necessitate < 100% of the renewal gap for any given asset portfolio will funded over the next 10 years.
Maintaining Levels of Service	Service Levels will be set and defined for each Asset Portfolio. We will strive toward reaching a position in the next 10 years where all decisions on asset lifecycle management will be data driven, to ensure we meet minimum stated

DRAFT

Lifecycle Principle	Our Strategic Intent
	service levels while maximising asset performance and useful life.
Managing Impacts of growth and land use change.	Our Strategic Plans adopted into the Planning Scheme for identified North and South Urban growth areas provide guidance on future asset needs. Developer Contributions will co-fund necessary infrastructure construction, so the costs are fairly borne by established communities/locations.
Compliance with legislative requirements	In accordance with Local Government Finance and Reporting Regulations Council report annually via the Annual Report and the Local Government Reporting Framework via Know Your Council Website on the current reporting period (FY) asset expenditure across all life-cycle stages of acquisition, operation, maintenance, renewal disposal by all asset classes outlined in this plan.
Long Term affordable Services and intergenerational equity	Our Financial Strategy and Long-Term Financial plan recognise and reflect the need to balance rate-payer affordability against current and future community needs and aspirations that ensure our community vision is achieved.

DRAFT


60

3.State of the Assets

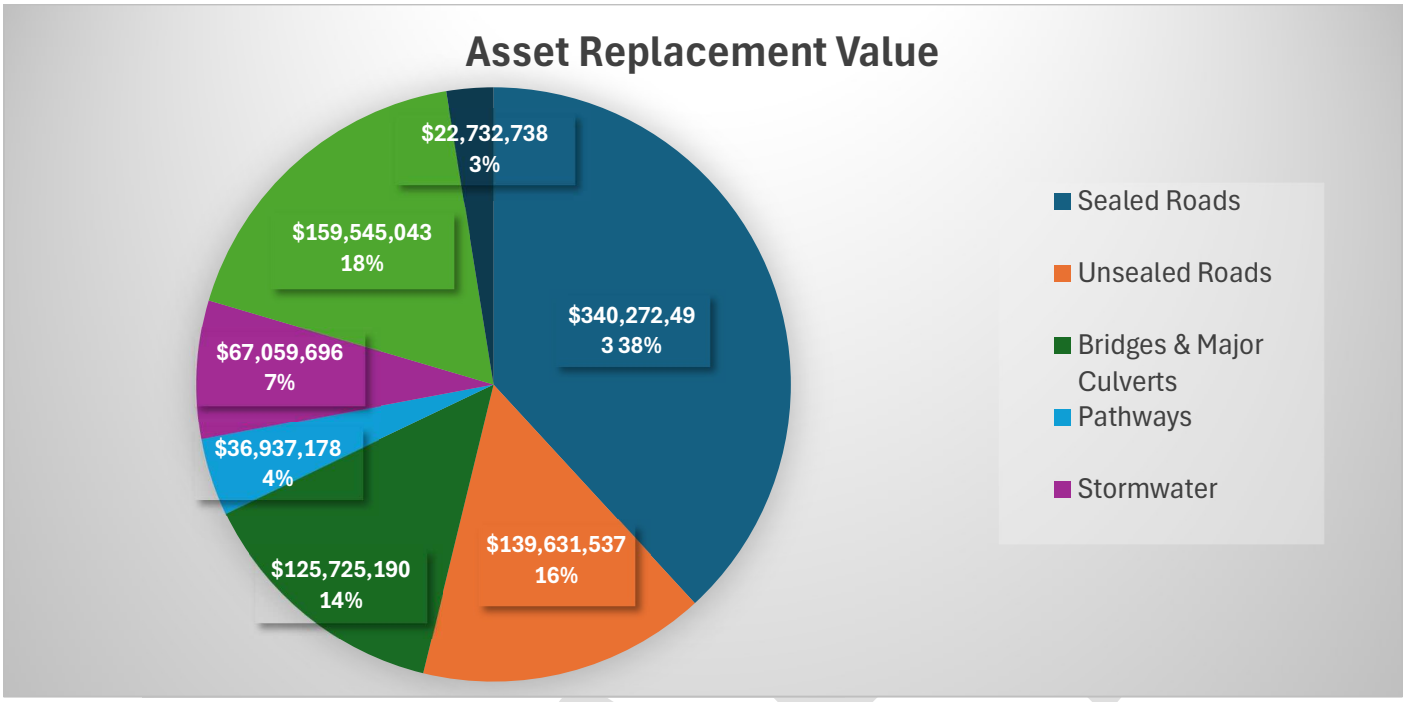

3.1. Asset Summary: Roads

Objectives

- Rural City of Wangaratta's Road infrastructure provides safe and connected community links to residential, business, and recreational spaces.
- Council will meet all regulatory and compliance standards of our Road Management Plan to ensure our roads are meeting service level standards and will continue to regularly monitor performance condition of our network.

Asset Class Value

- Replacement Value $340 M
- % Total Asset Base 38%

Asset Categories

- Sealed Pavements
- Asphalt Surfaces
- Spray Seal Surfaces
- Kerb and Channel
- Car Park

DRAFT

- Aerodrome Runway and Taxiway

Condition

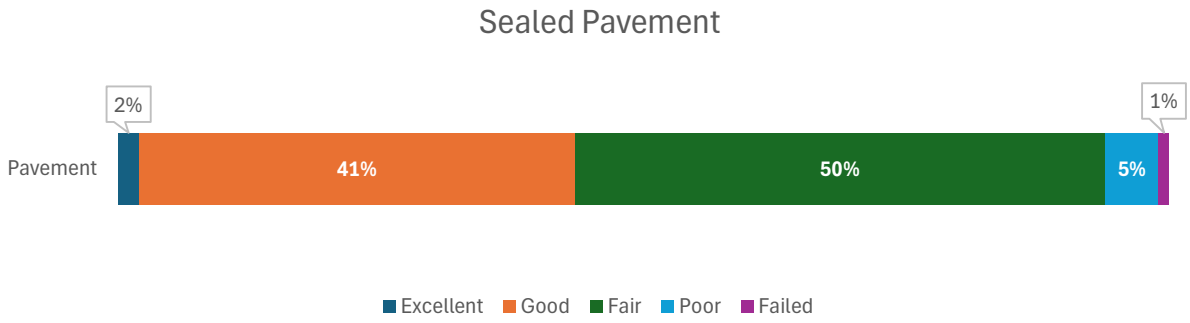

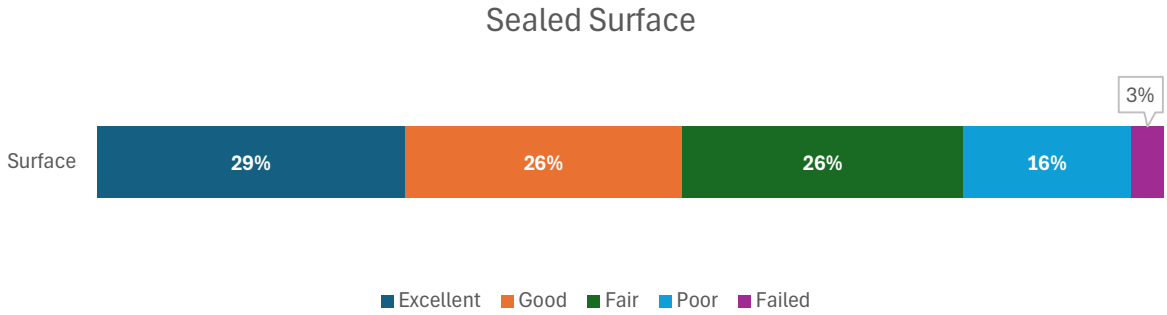

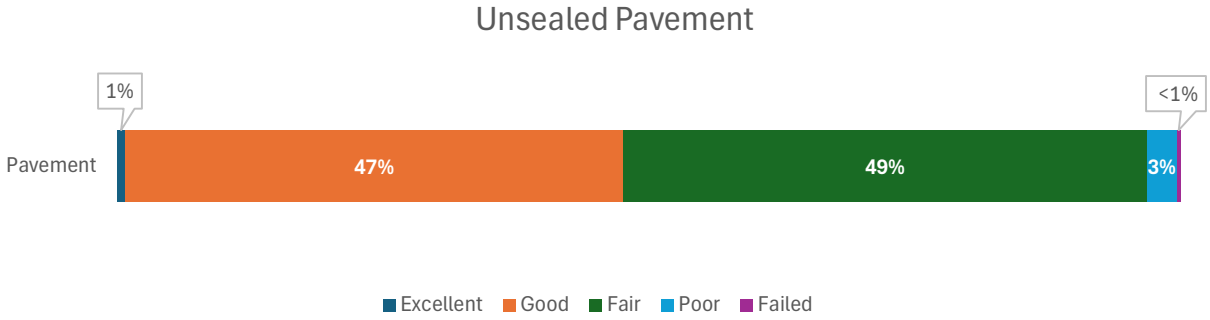

A comprehensive condition audit of all our roads was undertaken in early 2025 by a specialist contractor. The data obtained showed that overall, the condition of our roads compares very favourably with like Councils. This data will be used to guide our renewal works over the coming 4 years.

Improvement Actions

- Revise and Improve Service Level specifications in next review of Road Asset Management Plan.

- Increase traffic count collection for improved reporting on sealed road service level performance metrics and renewal planning.
- Continuous improvement to overall quality and structure of data captured in asset register, including regular interim condition assessment updates, review of construction dates and regular updated useful life reviews to enable reliable renewal modelling directly from Asset Register

Challenges and Opportunities

Category	Details
Demographic	Community demands for improved traffic management on sealed road network resulting from population growth
Climate Adaption	Increased likelihood and frequency of Natural Disasters (e.g. flooding) impacting roads. Increasing frequency of extreme heat events resulting in faster rates of road surface deterioration. Increasing community demand to provide street trees for shade.
Growth	Ensuring gifted road assets built and handed over to Council are constructed to acceptable IDM standards to minimise ongoing maintenance costs
Financial	Impact of maintaining roads with increased traffic volumes and heavy vehicles movements. Managing long term costs and getting the right balance of maintenance, renewal and upgrade works on sealed roads. Increasing size of the sealed road network to maintain due to Gifted Road Assets.
Regulatory	Compliance with Road Management Plan 2025-2029. Compliance with Electric Line Clearance Management Plan to balance street trees for shade and clearance obligations. Ensuring Council Public Road Register is current and accessible.
Risk	Defects exceeding intervention levels of Road Management Plan are rectified within specified time frames. Financial Impact to Sealed Road network from future natural disasters.

DRAFT

3.2. Asset Summary: Bridges & Major Culverts

Objectives

- **Rural City of Wangaratta is responsible for providing bridges and major culverts that are safe for all road and pedestrian users.**
- **Part of this responsibility is addressing the Renewal Gap of the Bridge Asset Class to ensure adequate budget allocation for renewal and upgrade capital works. This involves allocating sufficient maintenance budget to ensure the 409 structures for which Council are responsible can be maintained to minimum standards in accordance with VicRoads Bridge Maintenance Manual.**

Asset Class Value

Replacement Value $126 M

% Total Asset Base 14%

Asset Categories

Bridges: A structure with a minimum span or diameter ≥ 1.8 m or a waterway area ≥ 3 m2 for the primary purpose of carrying a road or path over an obstacle.

Major Culverts: A structure with a minimum span or diameter ≥ 1.8 m or a waterway area ≥3 m2 for the primary purpose of carrying water.

Condition

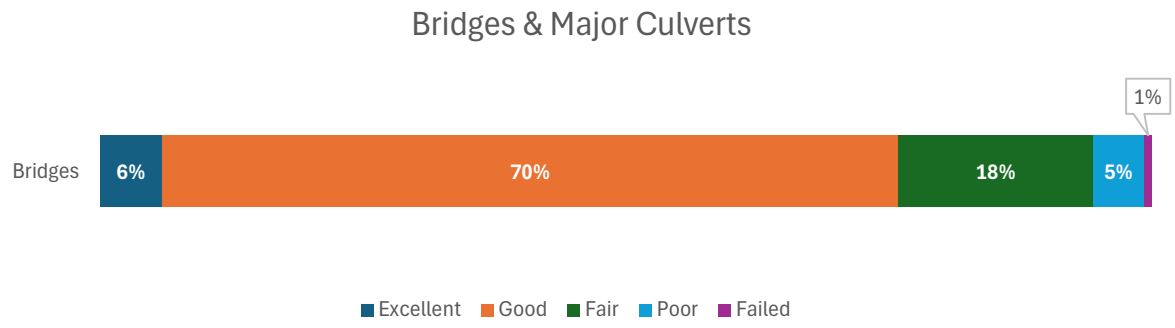

Council now has the ability to undertake regular Level 2 bridge inspections in house. This will enable us to more closely monitor the condition of our bridge and major culvert assets and to plan more effectively for maintenance and renewal.

DRAFT

Improvement Actions

- Ensure photographic evidence repository of Bridge Condition not greater than 4 years to maintain compliance with National Disaster Recovery Guidelines, in the event of a future natural disaster impacting a Council Bridge.
- Enhance condition information and improve data quality in asset register to support renewal modelling, forward capital works program and LTFP.
- Review Service Levels and intervention levels at which Bridge Assets are renewed.
- Update Bridge Asset Management Plan.

Challenges and Opportunities

Category	Details
Demographic	Predicted increase in Heavy Vehicle Traffic and impact to Bridges structures Council maintains a number of Bridges servicing single private properties, where bridge is nearing end of life and requires renewal/upgrade
Climate Adaption	High Risk of Bridge Impairment from future natural disaster events, particularly flash flood events Integration of ecologically sustainable design principles in construction renewal of Bridges where appropriate
Growth	Growth will occur largely in the upgrade of existing structures only
Financial	Bridge renewals require significant proportion of upgrade works to ensure current Bridge Standards are met, increasing renewal cost Capture more accurate future replacement costs or Bridge Components in Asset Register to improve overall renewal modelling and budget forecasting
Regulatory	Bridge Design and construction for all renewal and upgrades of existing bridges must adhere to VicRoads Bridge Technical Standards and Code or practice guided by AS5100:2017
Risk	Ageing Bridge Infrastructure, particularly Timber Bridge Structures that will require replacement in medium to long term. Application and enforcement of Bridge Load Limits, particularly on older Timber Bridges Subdivision approvals over past decades have not sufficiently factored existing flood plain mitigation requiring Council to fund upgrade of major culverts to manage drainage in areas of rapid urbanisation.

DRAFT

3.3. Summary: Pathways

Objectives

- A community that is safe and welcoming for pedestrians and cyclists
- Deliver the objectives of the Walking & Cycling Strategy.
- To ensure the established path network remains fit for purpose

Asset Class Value

Replacement Value $37M

% Total Asset Base 4%

Asset Categories

- **Footpaths:** A formed path used primarily for pedestrian use. Typically, 1.5m width (or less for older paths) constructed of concrete, asphalt, aggregate, or brick.
- **Shared Paths:** A formed path of same materials as Footpath but constructed to 2.5m width to allow shared for use by pedestrians and bicycles.
- **Rail Trail:** Part of the Murray to Mountains rail trail network, formed paths typically 2.5m wide, constructed of pavement base with spray seal surface for purposes of both bicycle and pedestrian use.
- **Natural Paths:** Formed, earthen pathways. Mostly found in some public and sports reserves to preserve a more natural environment.

Condition

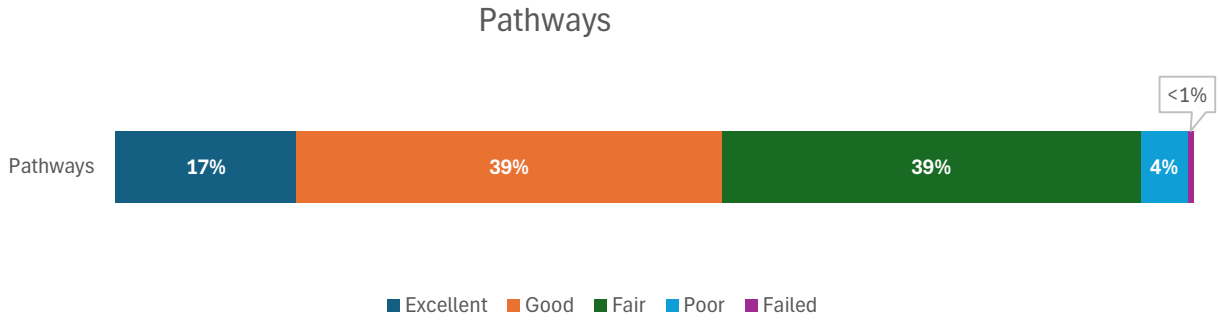

New/Upgrade expenditure is the focus for the Pathway Asset Class over 10-year horizon to address network infill and extensions of urban path network in response to the objectives of the Walking & Cycling Strategy.

Improvement Actions

DRAFT

- Increased usage of recycled and environmentally sustainable materials in construction/renewal/maintenance of pathways
- Develop technical and community service levels targets to manage demand levels and expectations and provide clarity of future investment decisions.
- Develop and implement performance monitoring measures to report on network performance against target levels of service.
- Develop an Asset Management Plan for Pathways.

Challenges and Opportunities

Category	Details
Demographic	Community Demand & Expectations for Footpaths to be provided in built up areas. Servicing an ageing population requiring pathways maintained to sufficient standard for mobility aides.
Climate Adaption	Providing Shaded footpaths where possible Seek increased renewable product content in path construction while balancing long-life construction of paths
Growth	Planning controls to ensure Land Subdivisions provide cohesive, connection of paths to existing network. Paths built to an acceptable standard by developers
Financial	Maintenance and renewal of extensive Rail Trail network significant tourism benefits to municipality with little external funding provisions to maintain. Remaining network in overall good condition, higher proportion of funding to be directed toward network infill and extension over 10-year horizon.
Regulatory	Compliance with Road Management Plan 2025-2029 Compliance with Electric Line Clearance Management Plan to balance street trees for shade and clearance obligations
Risk	One of the highest asset classes in which insurance claims made against Council (generated predominantly from trip hazards).

DRAFT

3.4. Asset Summary: Stormwater

Objectives

- To ensure the safe and effective handling of stormwater in order to protect roads, paths and properties
- Improve our data quality of existing sub-surface drainage to improve our renewal planning for tis asset class.

Asset Class Value

- Replacement Value $67 M
- % Total Asset Base 7%

Asset Categories

- **Pits & Pipes:** Below ground structures that form part of the urban stormwater system to remove excess stormwater from our roads and properties, includes headwalls and end structures (outflows)
- **Gross Pollutant Traps:** To capture litter and debris before reaching natural creek systems through stormwater outlets
- **Open Drains:** Earthen, brick or concrete lined channels
- **Retention basins:** Formed structures that hold large volumes of excess stormwater run-off from pits, pipes, channels.
- **Pumps and Pump Wells:** For purpose of pumping stormwater from one network to another where the network levels are different.
- **Flood Mitigation:** Levee Bank Structures, Dams, Detention Basins
- **Other:** Misc. Other Drainage Structures
- *Note: Excludes minor culverts (these fall under the road asset class).*

Condition

Condition data of Stormwater assets, in particular existing sub-surface drainage is not sufficiently collected to provide a comprehensive condition assessment of the stormwater network.

Due to ageing sub-surface drainage infrastructure, much of the network is nearing end of useful life current funding levels of drainage maintenance and renewal in LTFP will require review

DRAFT

Improvement Actions

- Develop condition assessment program to incrementally target trunk drainage networks and document the assessment methodology.
- Review and document condition intervention levels at which stormwater assets, in particular sub-surface drainage are to be renewed.
- Enhance condition information and improve data quality in asset register to support renewal modelling, forward capital works program and LTFP.
- Based on condition data, develop a 10-year capital works program for specific renewal works to be undertaken on the drainage network.

Challenges and Opportunities

Category	Details
Demographic	Increasing Customer Requests relating to issues of stormwater drainage in easements on private property. Service Level expectations of customers exceeding organisational service level capacity.
Climate Adaption	Increasing flood events will put strain on the stormwater network Flash flood events more likely to occur Road Network impacted, hence road assets compromised when stormwater network fails.
Growth	Increase to network capacity to be maintained Historically approved subdivisions have not provided adequate stormwater / flood mitigation that must now be upgraded to manage capacity demands.
Financial	Increase to network capacity from growth outpaces increase in maintenance and renewal budget in LTFP and human resourcing to maintain.
Regulatory	Numerous Acts and Legislative Regulations that stormwater design and implementation must adhere, including but not limited to Building Act 1993 and Building Regulations 2004, Catchment and Land Protection Act 1994, Environment Protection Act 1994, Water Act 1989, Local Government Act 1989 and 2000.
Risk	Ageing drainage infrastructure that will require high renewal demand in future years Failure to execute renewal in a timely manner generating safety risk or premature loss of asset.

DRAFT

3.5. Asset Summary: Buildings

Objectives

- To provide Council Facilities that are fit for purpose and enable us to deliver quality services and programs to the community.
- To review accessibility of all current Council owned/controlled buildings.
- To take bold decisions with appropriate community consultation to decommission buildings that are no longer safe or functional, where a viable alternative is available.

Asset Class Value

- Replacement Value $160M
- % Total Asset Base 18%

Asset Categories

- **Commercial:** Aerodromes, Retail and Rental Properties, Tourist Info
- **Community:** Public Halls, Kindergartens, Senior Centres
- **Municipal/Civic:** Government Centre, Depot, Gallery, Performing Arts Centre
- **Sport & Rec:** Sports Stadiums, Playing Courts, Sports & Aquatic Centre, Splash Park
- **Other:** Remaining Buildings not specified in above categories

Condition

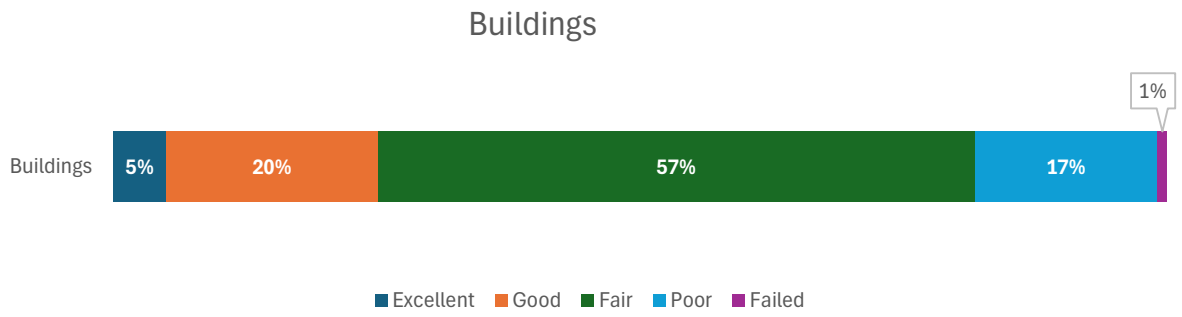

DRAFT

Financials

- We allocate renewal and recurrent (operational & maintenance) funding at a level aimed to keep pace with the deterioration of our buildings, as assessed by 4 yearly condition assessments to ensure our building portfolio is maintained in an overall Good-Fair Condition.

Improvement Actions

- Engage with community to establish agreed Building Service Levels
- Implement Proactive Building Maintenance Program to transition away from a highly reactive focused maintenance program.
- Ensure all building maintenance and service contracts are following current Australian Standards to reduce cyclical maintenance costs.
- Improve quality and quantity of Asset Data collected and maintained for buildings and their components to enable system automation for scheduled regulatory and statutory safety checks.

Challenges and Opportunities

Category	Details
Demographic	Population changes resulting in shifts in demand and utilisation of specific facilities Addressing Building Accessibility across our existing building portfolio Servicing an aging population
Climate Adaption	Reduce carbon emissions through reduced electricity consumption and increased solar generation on Council owned buildings. Integration of ecologically sustainable design principles in construction and refurbishment of buildings for better energy efficiency.
Growth	Asset Growth to meet demand for community facilities, infrastructure to support economic growth and community expectations
Financial	Increase in utility and maintenance costs Dependency on grant opportunities to provide modern facilities to meet community expectations Rationalising under-utilised buildings through co-location and multi-use facilities where applicable.

DRAFT

Regulatory	All new building works will need to meet Building Code Australia (BCA) requirements New and upgraded buildings to comply with AS1428 Design for Access and Mobility
Risk	Ageing Infrastructure Unanticipated asset deterioration and structural failure accelerated by the increasing severity in extreme weather (increased likelihood of storm damage) resulting from climate change conditions.

DRAFT

3.6. Asset Summary: Open Space

Objectives

- To provide beautiful and accessible parks, gardens and open spaces that are fit for purpose and enable our community to be connected.
- We will work with the community on placemaking projects to improve safety and use of our parks and playgrounds

Asset Class Value

Replacement Value $23 M
% Total Asset Base 3%

Asset Categories

- **Playgrounds:** Public areas containing play equipment, including Pump Tracks, Skate Parks. We have 39 Playgrounds and 4 skatepark/pump tracks to maintain.
- **Sports Grounds:** Maintained surfaces for formal sports. We have 74 playing field and grounds to be maintained across the municipality.
- **Parks/Gardens/Reserves:** Passive open spaces. Formally maintained. Precise Quantum (area m2) unknown at this time. Improvement Action Item.
- **Streetscapes:** Landscaping and visual elements of Road Reserves, including street furniture, street trees, median strip, verge and roundabout plantings.
- **Irrigation:** Located within Sports Grounds, Parks and Gardens, Streetscapes.

NOTE: *Open Space assets, with the exception of Sports Grounds are currently not financially recognised in the Asset Register for purposes of asset renewal modelling. Public Toilets are recognised in the Building Portfolio.*

Condition

Council do not currently collect condition data of Open Space assets. This is noted as improvement item.

Improvement Actions

- Engage with community to establish agreed Open Space Service Levels

DRAFT

- Investigate provision of CCTV and passive surveillance in our open spaces to improve safety and reduce anti-social behaviour.
- Condition Audit all Open Space assets over the next 2-5 years.
- Establish Financial Recognition and Capitalisation Policy thresholds for Open Space assets.
- Ensure Operational Asset Inventory is established and maintained in Asset System to enable proactive maintenance Work Order Management for effective and efficient use of resources and improved tracking of recurrent, non-capitalised expenditure to maintain our Open Space portfolio.

Challenges and Opportunities

Category	Details
Demographic	Post COVID Pandemic increasing reliance by community for provision of accessible, well-maintained playgrounds and passive recreation spaces.
Climate Adaption	Ensuring all our playgrounds our safe and comfortable to use in warm weather Providing access to shade and cool spaces to mitigate days of extreme heat Look to innovative methods for watering and maintaining of our green spaces to cope with future dry years.
Growth	Population Growth and development of North/South Growth areas placing increased pressure for provision of neighbourhood Open Space and Playgrounds.
Financial	Increasing operational and maintenance funding required to support a growing Open Space portfolio Staff Resourcing and Long Term planned funding insufficient to support the operational, maintenance and renewal demands of the Open Space Portfolio.
Regulatory	Inspecting and Maintaining our Playgrounds to ensure they meet required Australian Standards for child safety.
Risk	Finding the right balance of providing the community new and diverse play and adventure spaces without assuming increased liability exposure.

DRAFT

4. Strategic actions

The high-level strategic intentions to be achieved over the 4-year horizon of this Asset Plan are outlined below.

No	Intended AM Strategy	Action	Desired Outcome	Timeframe
1	Annually review life-cycle cost modelling within Asset Management Plans (AMPs) to provide funding scenarios for annual budgeting and LTFP review.	Following desktop review of unit rates, useful lives & service levels, run renewal modelling for all major asset classes.	Council provided relevant and current funding positions required to optimise whole of life costs at agreed service levels. May trigger review of service level if funding targets cannot be met.	Annually
2	LTFP incorporates expenditure projections from each Asset Management Plan with a sustainable funding position.	Accepted funding scenarios are used to inform and update the LTFP	Council Services are provided with a sustainable funding model.	Annually
3	Council decisions on assets made from accurate and current information in asset registers, service level performance and whole of life cycle costs.	Project to fully identify and condition rate our underground stormwater network completed	Improved decision making and better value for money on asset expenditure.	Year 3
4	Ensure responsibilities for asset management are identified and incorporated into staff position descriptions	Engage with People & Culture to identify all positions with asset management responsibilities and ensure these are included in those position descriptions	Responsibility for asset management is defined.	Year 4
5	Implement and support the Improvement Plan to re-assess, benchmark and continually progress asset management maturity competencies within next 4 years.	Engage with like Councils to undertake benchmarking in Asset Management processes	Improved asset management capability and capacity within whole of Council.	Year 1

DRAFT

No	Intended AM Strategy	Action	Desired Outcome	Timeframe
6	Move from annual budgeting to Long Term Planning across all asset categories, ensuring Year 1 of LTFP expenditure projects is incorporated into annual budgets, on rolling annual basis.	Use renewal modelling outcomes to inform annual budgets.	LTFP drives decision making and long-term implications of Council decisions are considered during annual budget deliberations.	Year 1,ongoing
7	Monitor and assess opportunities for implementing advanced data collection technologies and capability.	Engage with IT and Field Services to drive towards best practice in data collection and maintenance.	Improve data collection methods, reduce human error, and save time and effort (resources to other improvement activities)	Year 2,ongoing

Table 1: Asset Management Strategic Intentions

DRAFT

5. Progress Reporting

We will publish a State of Our Assets report annually that documents movement in asset function, condition and capacity

The progress of implementing the Asset Management Strategy and its associated improvement plan will be monitored and reported to Council on a bi-annual basis.

We will report on the Asset Plan in the Local Government Reporting Framework for publishing on the Know Your Council Website, as required by the governance and management reporting checklist compliance of Sec 92 of the *Local Government Act 2020*.

Asset Plan Review

This Asset Plan will be reviewed every 4 years. Council must adopt an Asset Plan by 31 October in the year following a general Council election in accordance with the *Local Government Act 2020*.

The next revision of this Asset Plan will be due 31 October 2029.

Intermediary reviews of the Asset Plan may be undertaken from time to time as improvements are implemented, or major financial decisions are made. This is to make sure that it retains consistency with our strategic goals and objectives. having regard to:

- The available financial resources of Council.
- Long term works programs that are reviewed annually.
- The consideration of any external factors that are likely to influence the *Asset Plan*.

Any review and update to the Asset Plan must be adopted by Council at an ordinary meeting of Council.

DRAFT

6. Glossary

Term	Definition
AMI	Asset Management Maturity Index
ISO55000:2014	International Standard for management of assets. Provides an overview of asset management, its principles, and terminology, and the expected benefits from adopting asset management.
IIMM	International Infrastructure Management Manual
IPWEA	Institute of Public Works Engineers Australia
ISPRF	Integrated Strategic Planning and Reporting Framework
IPD	Infrastructure, Planning, Delivery business unit that sits within Infrastructure Directorate at Rural City of Wangaratta.
LTFP	Long Term Financial Plan
RMP	Road Management Plan

DRAFT